



## S136 Mental Health Act 1983 Detainee Update February 2014

This short report provides statistical information on those detained under Section 136 Mental Health Act (1983) during the period March 2013 to February 2014 and taken to North Yorkshire Police Custody Suites.

Please note there is no data for Selby as there were no s136 arrests for this Detention unit in this period

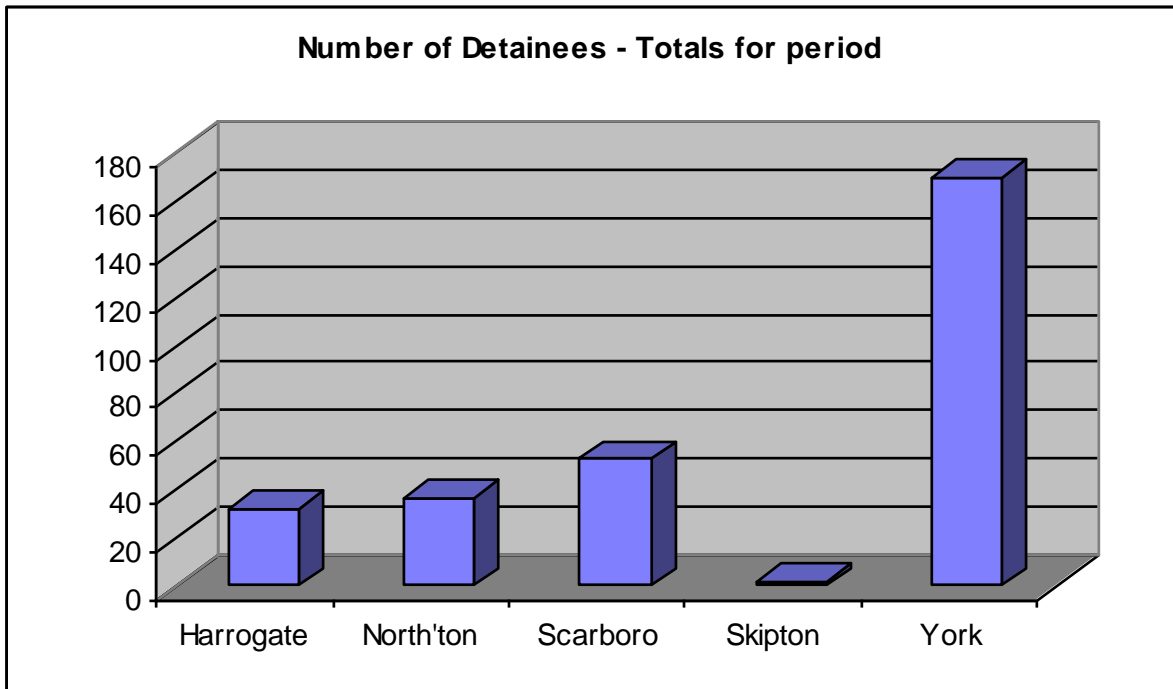
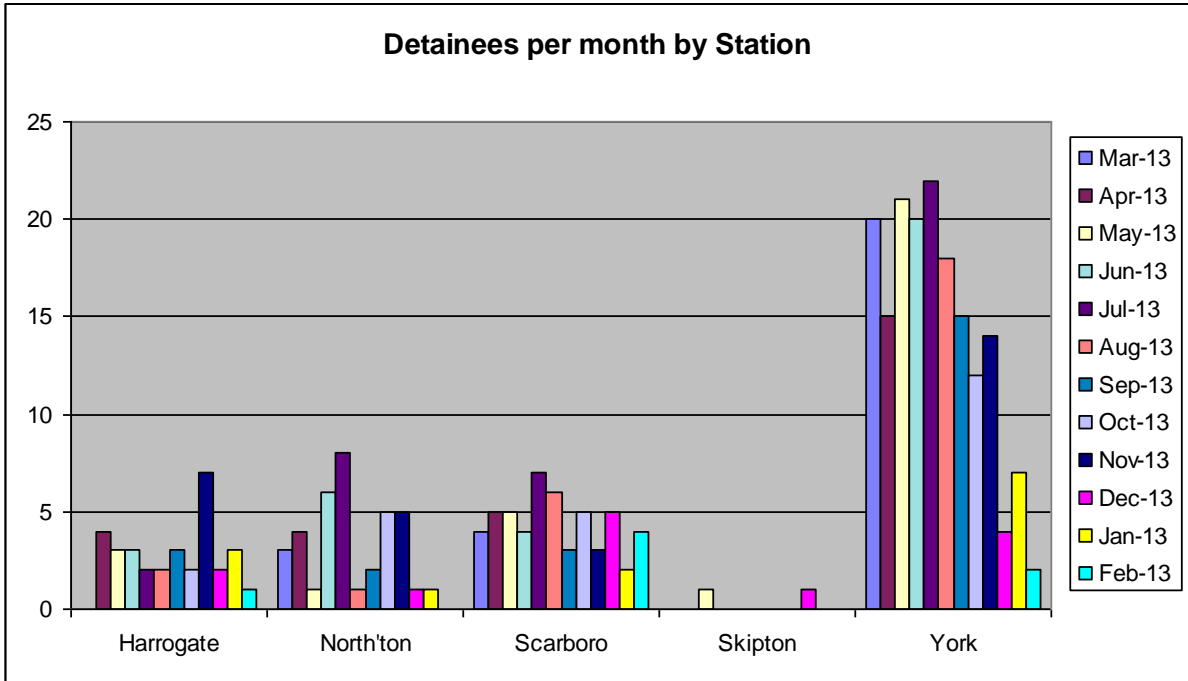
Note that on the 27<sup>th</sup> January Cross Lane, Scarborough HBPOs opened and that on the 3<sup>rd</sup> February Bootham, York HBPOs opened. Formal figures are awaited from the respective facilities however the below is an indication of volumes scene in February

- Bootham, York – 11
- Cross Lane, Scarborough - 7

### Number Detained

The total number of detainees for the period 1<sup>st</sup> March 2013 through to 28th February 2014 in North Yorkshire Custody suites was 294. This equated to an average of 0.80 persons being detained every day. Of note there were no s.136 detentions at Selby Police Station.

Month	Harrogate	North'ton	Scarboro	Skipton	York	Total
Mar-13	0	3	4	0	20	<b>27</b>
Apr-13	4	4	5	0	15	<b>28</b>
May-13	3	1	5	1	21	<b>31</b>
Jun-13	3	6	4	0	20	<b>33</b>
Jul-13	2	8	7	0	22	<b>39</b>
Aug-13	2	1	6	0	18	<b>27</b>
Sep-13	3	2	3	0	15	<b>23</b>
Oct-13	2	5	5	0	12	<b>24</b>
Nov-13	7	5	3	0	14	<b>29</b>
Dec-13	2	1	5	1	4	<b>13</b>
Jan-14	3	1	2	0	7	<b>13</b>
Feb-14	1	0	4	0	2	<b>7</b>
<b>Total</b>	<b>32</b>	<b>37</b>	<b>53</b>	<b>2</b>	<b>170</b>	<b>294</b>



### Repeat Arrests

This table shows repeat arrests by custody suite together with a numeric value to how many times an individual was arrested

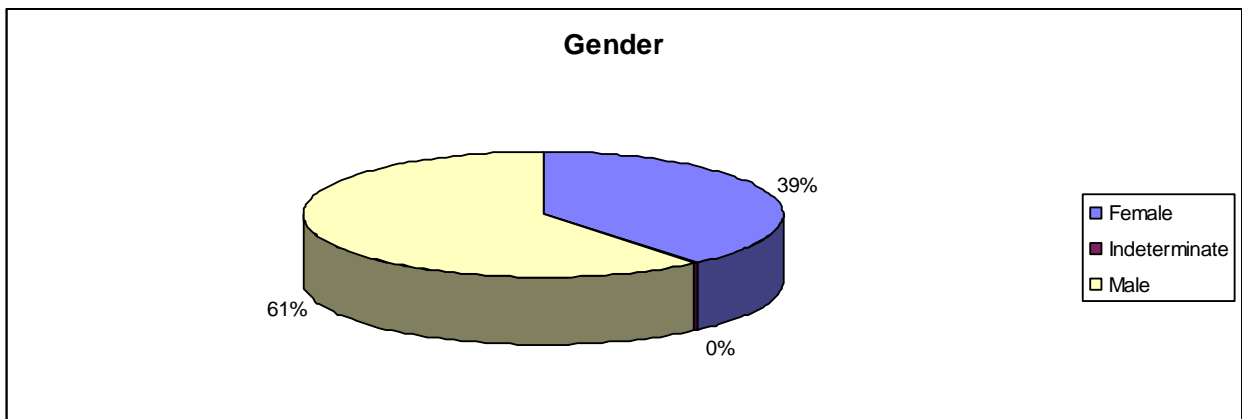
Repeat Arrest	Harrogate	North'ton	Scarboro	Skipton	York	Total
2	1	1	3	0	17	<b>22</b>
3	0	2	2	0	1	<b>5</b>
4	0	0	0	0	0	<b>0</b>
5	0	0	1	0	1	<b>2</b>
6	0	0	0	0	0	<b>0</b>
Totals	<b>1</b>	<b>3</b>	<b>6</b>	<b>0</b>	<b>19</b>	<b>29</b>

N.B – One individual was arrested at both York and Scarborough on two occasions at each location.

### Gender

This shows the breakdown of Male/Female detainees.

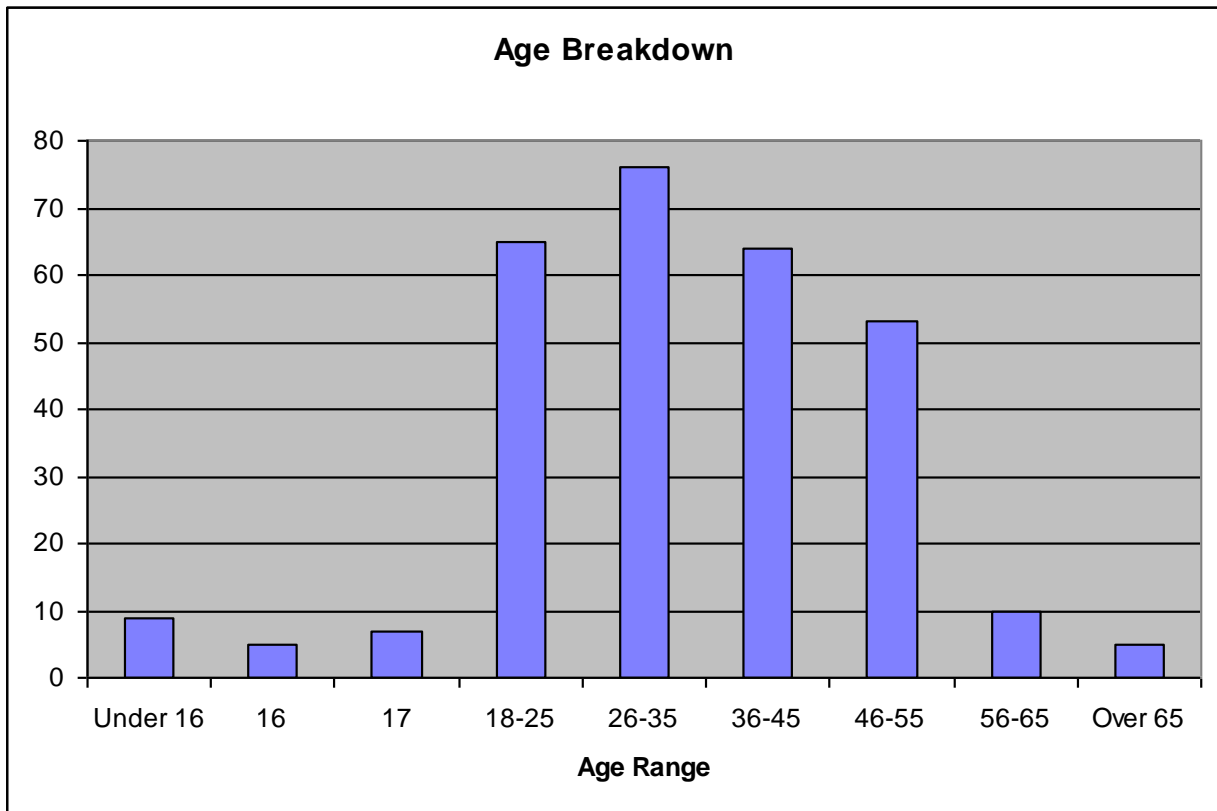
	Harrogate	North'ton	Scarboro	Skipton	York	Total
Female	19	14	26	0	55	<b>114</b>
Indeterminate	0	0	0	0	1	<b>1</b>
Male	13	23	27	2	114	<b>179</b>
Total	<b>32</b>	<b>37</b>	<b>53</b>	<b>2</b>	<b>170</b>	<b>294</b>



Age

This shows the Age categories of those detained.

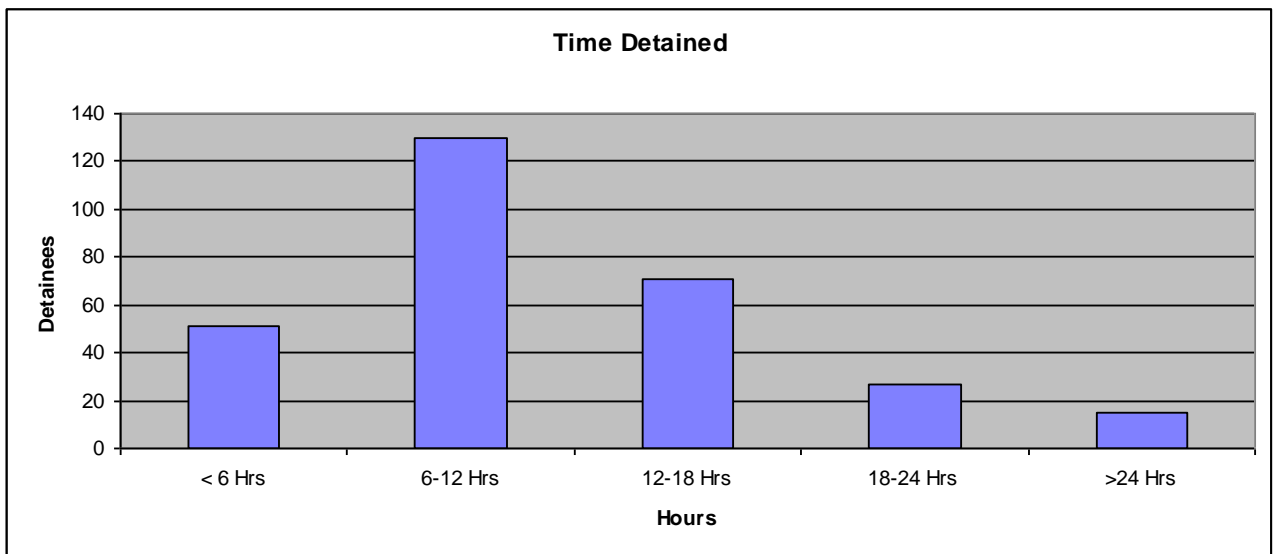
Age	Harrogate	North'ton	Scarboro	Skipton	York	Total
Under 16	2	4	0	0	3	<b>9</b>
16	0	0	1	0	4	<b>5</b>
17	0	0	7	0	0	<b>7</b>
18-25	3	9	12	0	41	<b>65</b>
26-35	9	12	17	1	37	<b>76</b>
36-45	10	8	7	0	39	<b>64</b>
46-55	7	2	9	0	35	<b>53</b>
56-65	0	2	0	0	8	<b>10</b>
Over 65	1	0	0	1	3	<b>5</b>



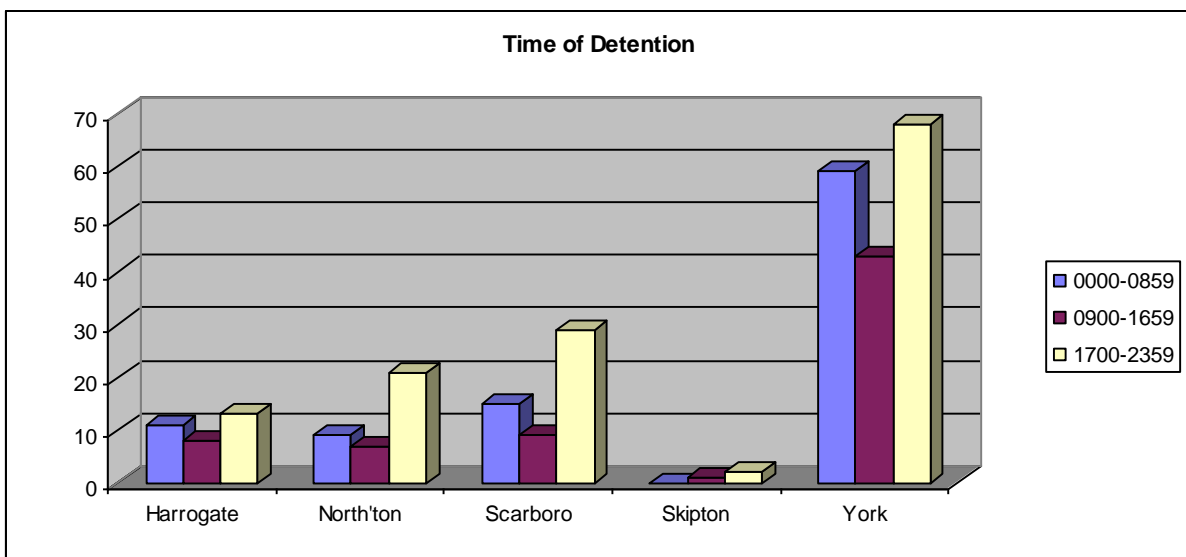
**Time of detention**

The below table illustrates how long detainees were kept in Police Custody. The times are broken down into 6 hour slots.

Time	Harrogate	North'ton	Scarboro	Skipton	York	Total
< 6 Hrs	4	11	8	1	27	<b>51</b>
6-12 Hrs	14	11	22	1	82	<b>130</b>
12-18 Hrs	11	9	14	0	37	<b>71</b>
18-24 Hrs	3	2	8	0	14	<b>27</b>
>24 Hrs	0	4	1	0	10	<b>15</b>



Time of Day person detained for s.136



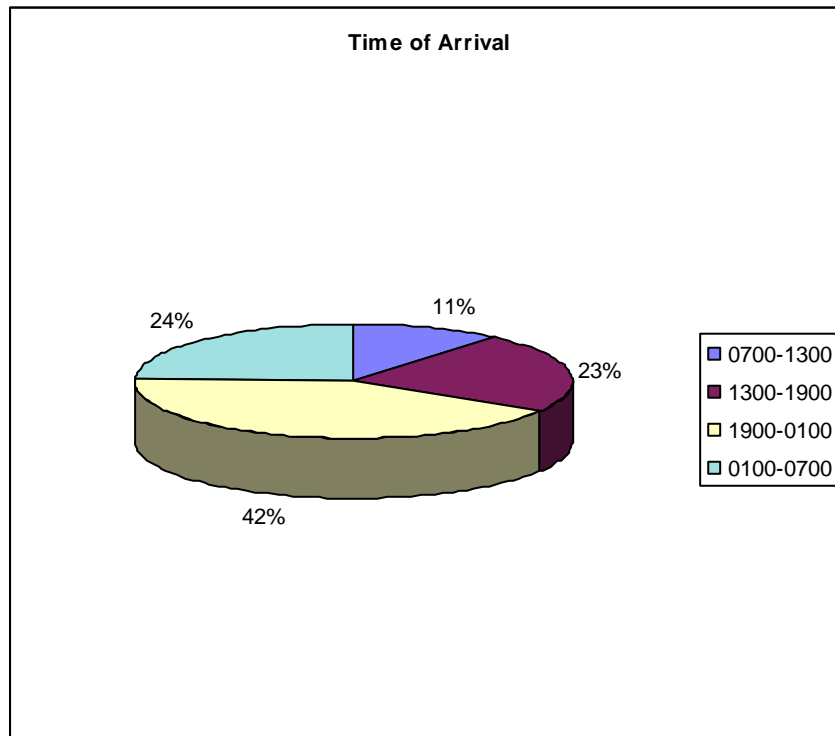
Affected by Alcohol

This simply shows how many detainees were affected by Alcohol on arrival at the Custody Suite

Time	Harrogate	North'ton	Scarboro	Skipton	York	Total
Affected	15	20	21	2	84	<b>142</b>
Not Known	2	0	6	0	8	<b>16</b>
Not Affected	15	17	26	0	78	<b>136</b>

**Time of Arrival**

Time of arrival	Harrogate	North'ton	Scarboro	Skipton	York	Total
0700-1300	4	6	2	1	20	<b>33</b>
1300-1900	7	4	12	0	44	<b>67</b>
1900-0100	12	22	25	1	62	<b>122</b>
0100-0700	9	5	14	0	44	<b>72</b>



**Ethnicity**

	Harrogate	North'ton	Scarboro	Skipton	York	Total
White	31	37	51	2	164	<b>285</b>
Non White	1	0	1	0	5	<b>7</b>
Unknown	0	0	1	0	0	<b>1</b>

**PC 716 Bob Thomson**  
**Criminal Justice Department**  
**21/03/2014**